

LUMICHRON SKELETAL CLOCKS

Lumichron Skeletal clocks feature hands and hour markers (or numbers) only, usually mounted directly to a building fascia or wall and without a surrounding case. Illumination for skeletal clocks is achieved with LED halo or front lighting on each element.

▲ BENEFITS OF SKELETAL CLOCKS

Because of the relatively simple construction of a skeletal clock, there are very few size limitations – they can be as large as you like, but generally no smaller than 24" with some limitation. Skeletal clocks are also generally less expensive than traditional case clocks which are fully-enclosed, illuminated and mounted as one unit. Skeletal clocks provide a modern and practical aesthetic to your existing or new structure.

▲ INSTALLATION



Typically, the clock movement is located behind the wall and has a long shaft to penetrate through. Or the movement can be mounted to an escutcheon plate installed over opening / back-box on the front of the wall (such as on an elevator shaft). As the clock hands are exposed, Lumichron fabricates the clock hands to withstand wind and extreme weather conditions.

▲ STANDARD FEATURES

- Hands and hour indexes / numbers only
- Optional background dial (non-illuminated)
- Standard movement installation is on the backside of the wall
- Optional movement placement is front-access with escutcheon plate
- Sized to spec – outside diameter, 36" - 240"
- All elements can be halo-illuminated / back-lit (requires complete rear service or background dial to accommodate wiring)

▲ CONSIDERATIONS WHEN ORDERING

- Size of clock (top of 12 to bottom of 6)
- Number of clocks
- Hand and indexes/numbers only
- With or without a background dial
- Halo-lighting (reflecting off the wall)
- Front-lighting
- What is behind the wall?
- What is wall thickness?
- Contact Lumichron for customized written three-part specifications



CRAFTSMANSHIP

Every clock is built-to-order, by people passionate about the craft of building time for clients. Always personal, always on-time, and always on-budget.

TRADITION

From old world Roman style to contemporary modern, an analog clock is a notable feature bringing importance and comfort to the building

TECHNOLOGY

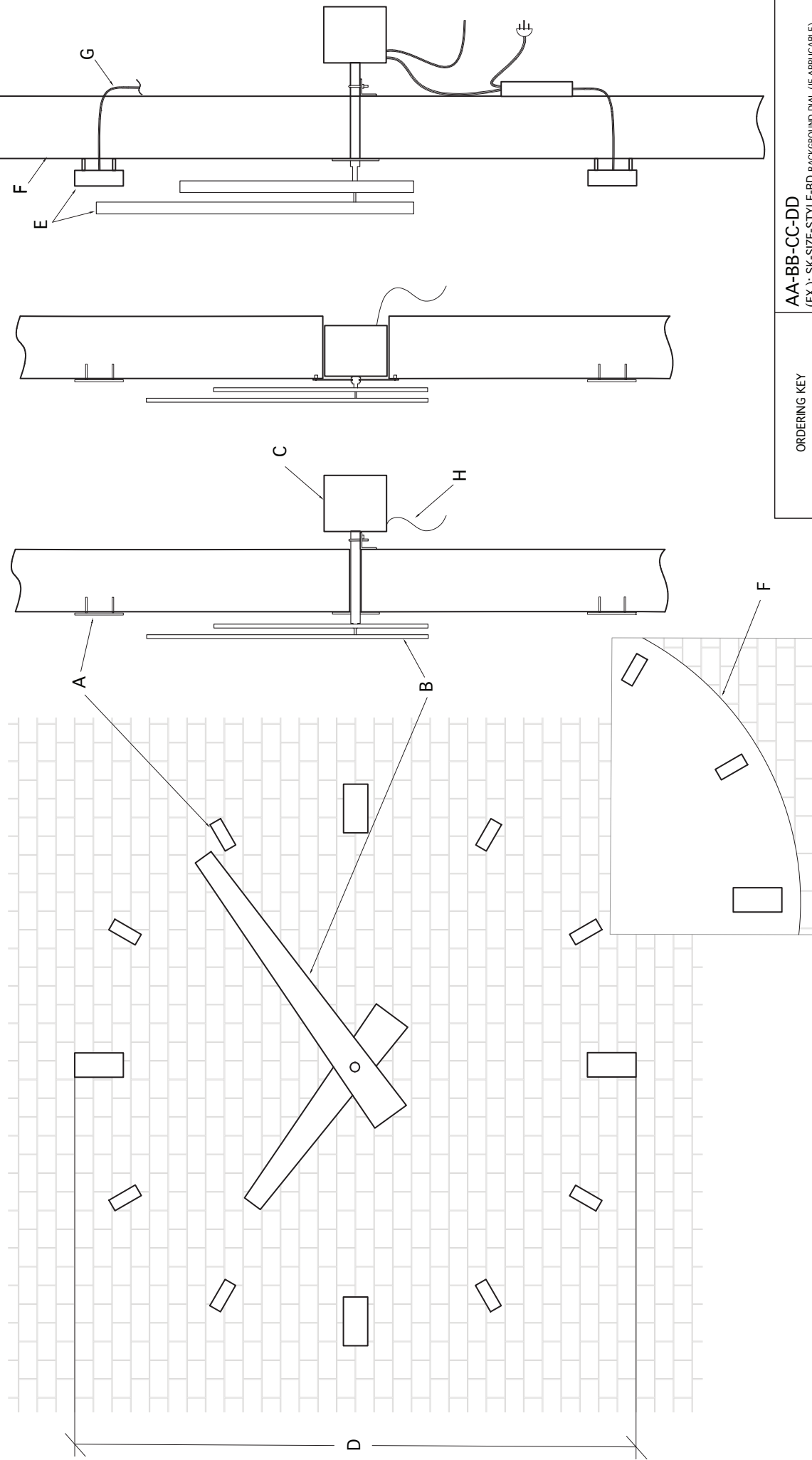
All clocks are digitally controlled, synchronized with GPS or NTP for accuracy

FOR PRICING, CSI SPECIFICATIONS, ETC., PLEASE CALL OR EMAIL

THROUGH-BACK
(TYPICAL)

THROUGH-FRONT

ILLUMINATED



FEATURES	
A	INDEXES: 3/4" PLATE ALUMINUM / POWDER COATED STOCK COLOR OF CHOICE FURNISHED WITH MOUNTING STUDS & ADHESIVE
B	FABRICATED ALUMINUM HANDS BALANCED, POWDER COATED
C	CLOCK MOVEMENT MOUNTED TO ROSETTE OR BEHIND WALL
D	SIZED TO ORDER
E	ILLUMINATED HANDS AND INDEXES, HALO-LIT
F	BACKGROUND DIAL, 1" - 2" DEEP, SEE PARTIAL
G	LED CONNECTION WIRING
H	CONNECT TO MASTER CLOCK

ORDERING KEY		AA-BB-CC-DD (EX.): SK-SIZE-STYLE-BD BACKGROUND DIAL (IF APPLICABLE)
AA	MODEL NUMBER	TB, TF OR ILL.
BB	SIZE	SPECIFY
CC	DIAL/HAND	SEE SEPARATE SELECTION PAGES*
DD	COLOR	BLACK (DEFAULT), BRONZE, SILVER, GREY, SPEC.

TITLE: SKELETAL / SILHOUETTE CLOCK			
SCALE:	DATE:	DRAWN:	CHECKED:
DRAWING NO:	REVISION:		



LUMICHRON . COM
11460 Dorsett Rd, Maryland Heights, MO 63043
616-245-8888 sales@lumichron.com